






Community Scrutiny April 2008 to August 2008 Corporate Healthcheck 2008/09

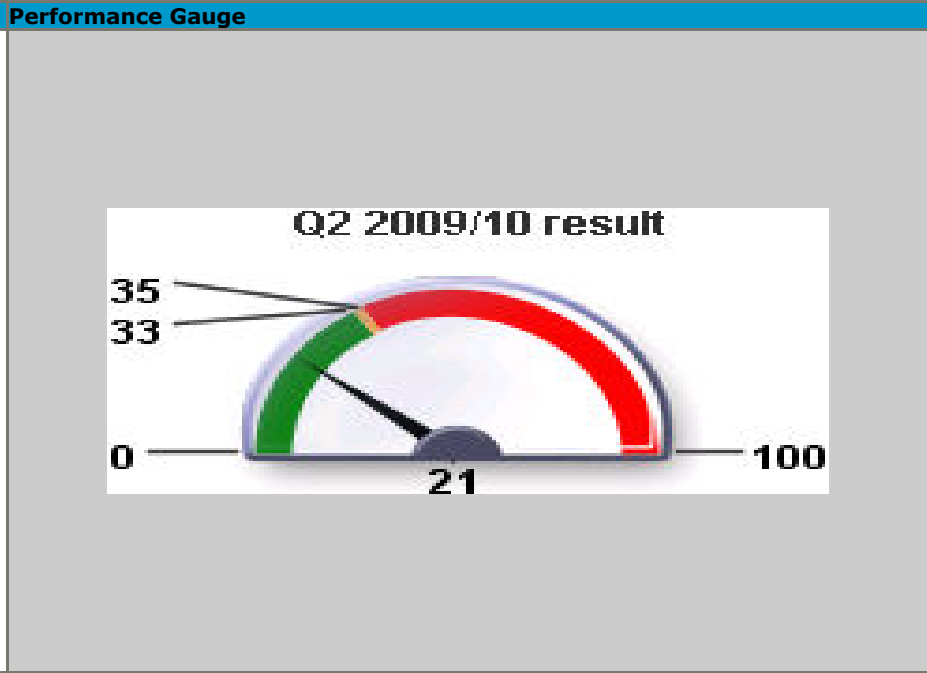
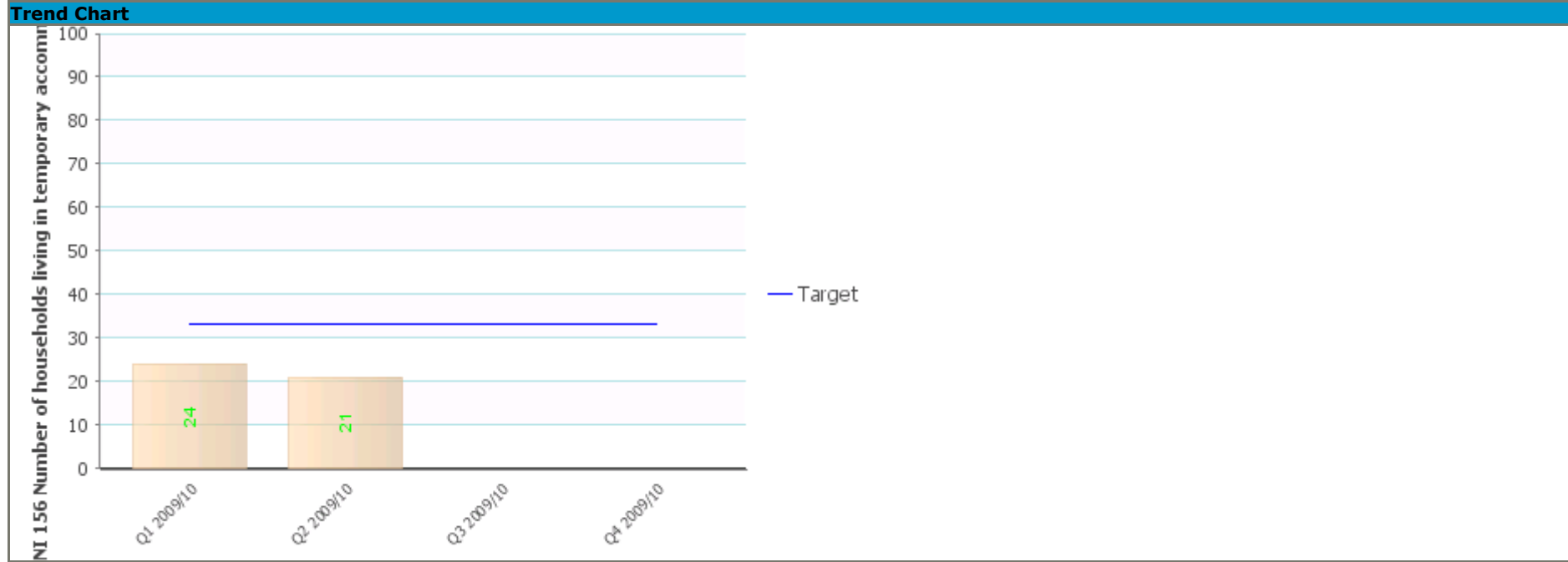
Traffic Light: Red
Category Description: Caring about what's built (and) where



Planning and Building control							
PI code	Short Name	Status	Current Value	Current target	Short term trend	Notes	Actioned since last meeting
NI 157a (BV109a)	Processing of planning applications: Major applications		50.00%	68.00%		August 2008: Target not achieved. Only 3 applications out of 6 were determined on time	None

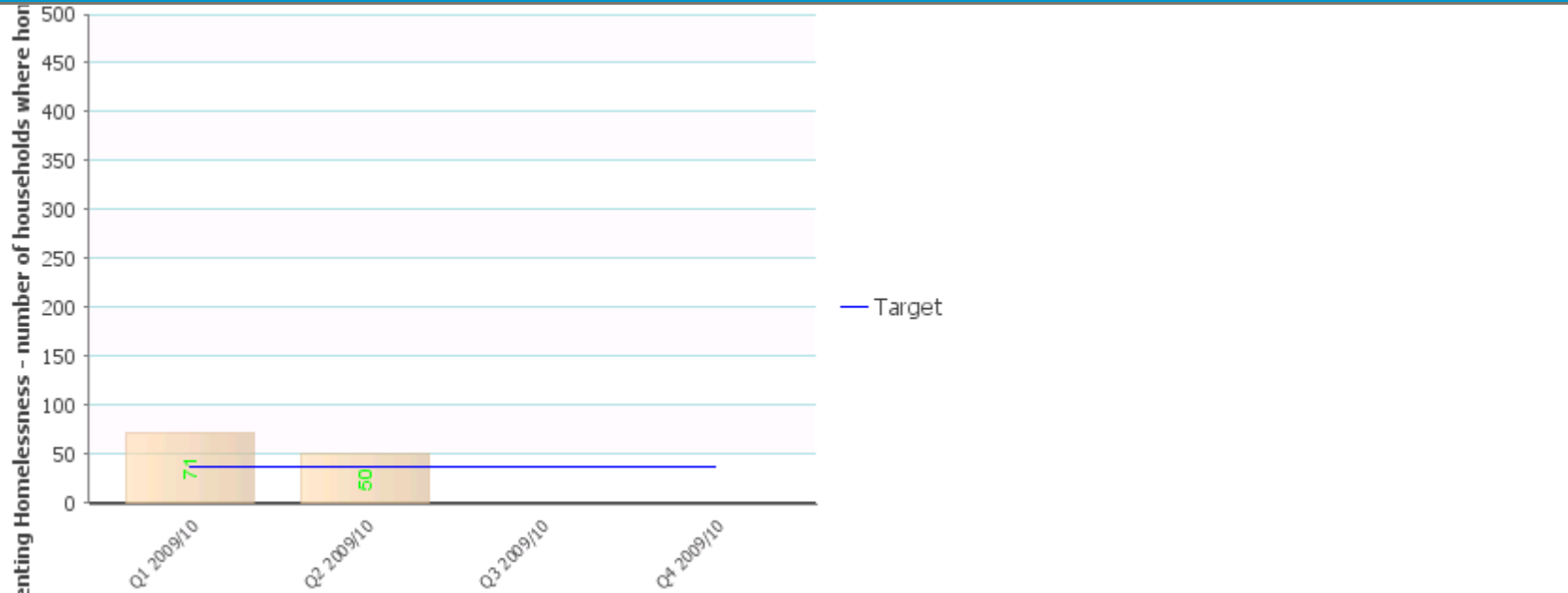



Traffic Light: Red
Category Description: Promoting prosperity & well being providing access & opportunities

PI code	Short Name	Status	Current Value	Current target	Short term trend	Notes	Actioned since last meeting
NI 156	Number of households living in temporary accommodation		43	33		Currently above target, anticipate meeting target later in the year when one of the hostels is decommissioned.	None




Health and housing							
PI code	Short Name	Status	Current Value	Current target	Short term trend	Notes	Actioned since last meeting
EHPI213	Preventing Homelessness - number of households where homelessness prevented		0	3		June 08: There were 7 households that had their homelessness prevented by the Housing Options Team, in the first quarter, by securing private sector accommodation. This figure is likely to be higher but data regarding homeless prevention by other routes (e.g. via the housing register) not yet available.	None

Trend Chart	Performance Gauge																					
 <p>Preventing Homelessness - number of households where homelessness prevented</p> <table border="1"> <caption>Trend Chart Data</caption> <thead> <tr> <th>Quarter</th> <th>Value</th> <th>Target</th> </tr> </thead> <tbody> <tr> <td>Q1 2009/10</td> <td>71</td> <td>3</td> </tr> <tr> <td>Q2 2009/10</td> <td>50</td> <td>3</td> </tr> <tr> <td>Q3 2009/10</td> <td>-</td> <td>3</td> </tr> <tr> <td>Q4 2009/10</td> <td>-</td> <td>3</td> </tr> </tbody> </table>	Quarter	Value	Target	Q1 2009/10	71	3	Q2 2009/10	50	3	Q3 2009/10	-	3	Q4 2009/10	-	3	 <p>Q2 2009/10 result</p> <table border="1"> <caption>Performance Gauge Data</caption> <thead> <tr> <th>Value</th> <th>Target</th> </tr> </thead> <tbody> <tr> <td>37.12</td> <td>3</td> </tr> <tr> <td>35.25</td> <td>3</td> </tr> </tbody> </table>	Value	Target	37.12	3	35.25	3
Quarter	Value	Target																				
Q1 2009/10	71	3																				
Q2 2009/10	50	3																				
Q3 2009/10	-	3																				
Q4 2009/10	-	3																				
Value	Target																					
37.12	3																					
35.25	3																					

Traffic Light: Green
Category Description: Caring about what's built (and) where

Planning and Building control							
PI code	Short Name	Status	Current Value	Current target	Short term trend	Notes	Actioned since last meeting
NI 157b (BV109b)	Processing of planning applications: Minor applications	✓	80.00%	79.00%	↑	Target Achieved: 24 applications out of 30 were determined on time.	None




Planning and Building control							
PI code	Short Name	Status	Current Value	Current target	Short term trend	Notes	Actioned since last meeting
NI 157c (BV109c)	Processing of planning applications: Other applications	✓	95.00%	92.00%	↓	Target Achieved. 124 applications out of 130 were determined on time.	None



Traffic Light: Unknown
Category Description: Promoting prosperity & well being providing access & opportunities

PI code	Short Name	Status	Current Value	Current target	Short term trend	Notes	Actioned since last meeting
NI 15	Number of most Serious violent crime rate per 1,000 population	?	3		↑	No target was issued for this National Indicator as there is no historical data available to use as a benchmark to set a target and this indicator was introduced from 2008/09.	None

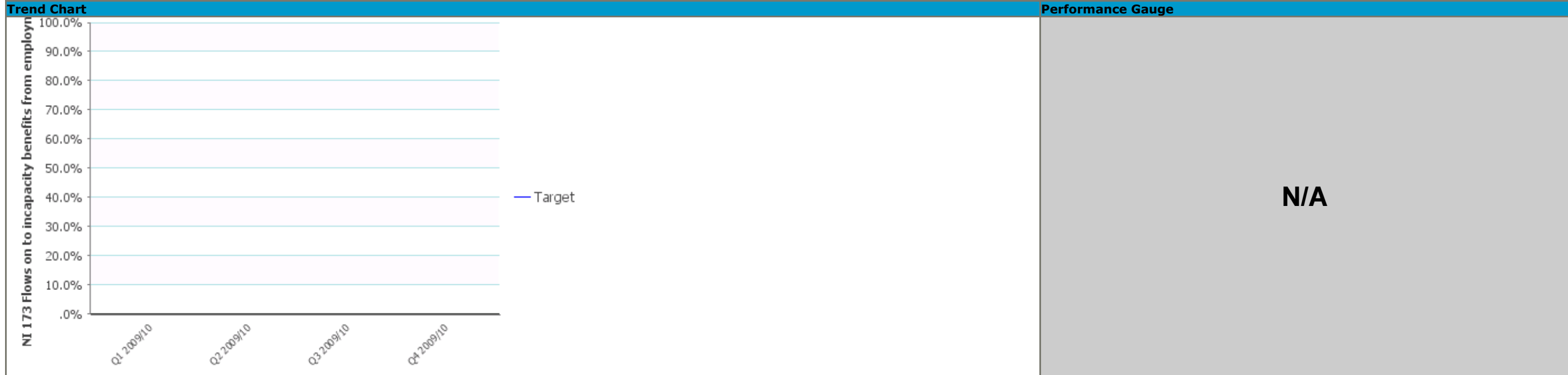


PI code	Short Name	Status	Current Value	Current target	Short term trend	Notes	Actioned since last meeting																		
NI 16	Number of Serious acquisitive crime rate per 1,000 population	?	121		↓	No target was issued for this National Indicator as there is no historical data available to use as a benchmark to set a target and this indicator was introduced from 2008/09.	None																		
Trend Chart						Performance Gauge																			
<p>NI 16 Number of Serious acquisitive crime rate per 1,000 population</p> <table border="1"> <caption>Data for NI 16 Trend Chart</caption> <thead> <tr> <th>Month</th> <th>Value</th> </tr> </thead> <tbody> <tr><td>April 2009</td><td>131</td></tr> <tr><td>May 2009</td><td>130</td></tr> <tr><td>June 2009</td><td>106</td></tr> <tr><td>July 2009</td><td>93</td></tr> <tr><td>August 2009</td><td>90</td></tr> <tr><td>September 2009</td><td>88</td></tr> <tr><td>October 2009</td><td>130</td></tr> <tr><td>November 2009</td><td>85</td></tr> </tbody> </table>						Month	Value	April 2009	131	May 2009	130	June 2009	106	July 2009	93	August 2009	90	September 2009	88	October 2009	130	November 2009	85	N/A	
Month	Value																								
April 2009	131																								
May 2009	130																								
June 2009	106																								
July 2009	93																								
August 2009	90																								
September 2009	88																								
October 2009	130																								
November 2009	85																								

PI code	Short Name	Status	Current Value	Current target	Short term trend	Notes	Actioned since last meeting																		
NI 20	Number of Assault with injury crime rate offences per 1,000 population	?	26		↑	No target was issued for this National Indicator as there is no historical data available to use as a benchmark to set a target and this indicator was introduced from 2008/09.	None																		
Trend Chart						Performance Gauge																			
<p>NI 20 Number of Assault with injury crime rate offences per 1,000 population</p> <table border="1"> <caption>Data for NI 20 Trend Chart</caption> <thead> <tr> <th>Month</th> <th>Value</th> </tr> </thead> <tbody> <tr><td>April 2009</td><td>37</td></tr> <tr><td>May 2009</td><td>42</td></tr> <tr><td>June 2009</td><td>39</td></tr> <tr><td>July 2009</td><td>41</td></tr> <tr><td>August 2009</td><td>40</td></tr> <tr><td>September 2009</td><td>30</td></tr> <tr><td>October 2009</td><td>40</td></tr> <tr><td>November 2009</td><td>35</td></tr> </tbody> </table>						Month	Value	April 2009	37	May 2009	42	June 2009	39	July 2009	41	August 2009	40	September 2009	30	October 2009	40	November 2009	35	N/A	
Month	Value																								
April 2009	37																								
May 2009	42																								
June 2009	39																								
July 2009	41																								
August 2009	40																								
September 2009	30																								
October 2009	40																								
November 2009	35																								

Traffic Light: Unknown
Category Description: Shaping now, shaping the future

PI code	Short Name	Status	Current Value	Current target	Short term trend	Notes	Actioned since last meeting
NI 173	Flows on to incapacity benefits from employment	?	N/A		?	No data available for this quarter. No data had been entered on to the Data Interchange Hub and will not have a data update until 01/04/2009.	None



PI Status	
	This PI is significantly below target.
	This PI is slightly below target.
	This PI is on target.
	This PI cannot be calculated.
	This PI is a data-only PI.

Long Term Trends	
	The value of this PI has improved in the long term.
	The value of this PI has worsened in the long term.
	The value of this PI has not changed in the long term.

Short Term Trends	
	The value of this PI has improved in the short term.
	The value of this PI has worsened in the short term.
	The value of this PI has not changed in the short term.